

# IMAGINE™

BY GRAND DESIGN RV



**GRAND DESIGN**  
RECREATIONAL VEHICLES





# EVERY FAMILY NEEDS A GETAWAY VEHICLE.

Whether you're leaving the world behind for the weekend or sticking around for a stay-cation, with the Imagine it's all as easy as "tow and go." Down to every tiny detail, the Imagine family offers everything your family needs for adventure – and a good night's sleep.



Imagine AIM

Imagine XLS


Imagine



# CONSTRUCTED TO A SUPERIOR STANDARD



## 4-SEASONS PROTECTION PACKAGE



### MAXIMUM INSULATION

- 1 FULLY LAMINATED WALLS**  
Sidewalls, rear wall, slideroom endwalls, and slideroom roof are all laminated construction with rigid foam insulation. Many others use soft fiberglass insulation in the rear wall and sliderooms that can settle over time and leave uninsulated air gaps.
- 2 DOUBLE INSULATED FLOOR / UNDERBELLY**  
The enclosed and heated underbelly features a layer of radiant foil insulation and the main floor adds an additional layer of insulation.
- 3 DOUBLE INSULATED ROOF**  
A layer of fiberglass insulation and a layer of radiant foil insulation covers the full length of the roof.
- 4 DOUBLE INSULATED FRONT CAP**  
Grand Design goes the extra mile by extending both the radiant foil and fiberglass insulation layers from the roof, and wraps them all the way around to the bottom of the front cap.
- 5 INSULATED SLIDEROOM FLOORS**

R-7

R-30\*

R-40\*

R-40\*

R-23\*

\*Equivalent R-Value



Imagine's design has been put to the test in extreme temperatures ranging from a frigid 15 degrees to a scorching 100 degrees. Third party extreme testing showed that the Imagine remained functional and achieved very comfortable temperatures.

### EVENFLOW HEATING SYSTEM

Evenly distributes heat from the front to the rear without vents in floor that collect dirt and debris.

# RAISING THE BAR IN CUSTOMER SERVICE & WARRANTY



## LIMITED STRUCTURAL WARRANTY

Every Grand Design RV is backed with a class leading 3-year limited structural warranty.

### COMPONENT SUPPLIER WARRANTIES

By selecting suppliers with similar philosophies, many components used on our coaches also carry an extended warranty through the component manufacturer.

#### TIRE WARRANTY

*(5 Years w/12 Month no questions asked replacement for manufacturer defects)*


#### CHASSIS (3 Years)

*(Main Steel Frame Outriggers and Cross Members)*

#### AXLES (5 Years)

#### EXTERIOR GRAPHICS (5 Years)

#### ROOF COVERING (Limited Lifetime Warranty)



### CONTROL YOUR RV

Control lighting, slide-outs, leveling and awnings from the palm of your hand



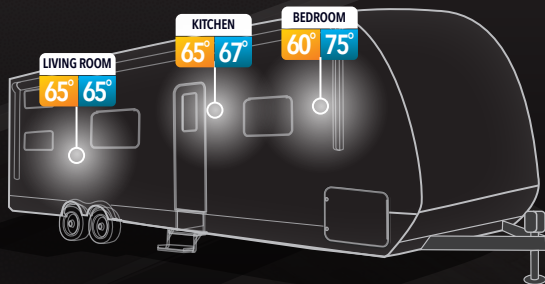
### REAL-TIME DIAGNOSTICS

Compass Connect can notify you of system status, low battery voltage, and leveling issues



### STAY INFORMED

Receive custom notifications such as maintenance reminders and tips on your RV



## MAXIMUM HEATING POWER

A high performance, high efficient furnace delivers maximum heating power throughout entire unit.

## MAXIMUM FUNCTION

- Heated and Enclosed Underbelly with Suspended Tanks
- Heated and Enclosed Dump Valves
- Designated Heat Duct to Subfloor
- Attic Vent

Note: Testing was performed in a temperature controlled chamber and does not account for variables such as wind, humidity, and altitude. Due to the number of potential variables, temperatures reported during testing may differ from temperatures achieved during actual use of the unit in nature.

# IMAGINE<sup>™</sup> AIM



## TOP FEATURES



WALK-ON  
ROOF



REAR  
LADDER



HIGH EFFICIENCY  
AIR CONDITIONER



POWER  
TONGUE JACK



OUT DOOR  
GRIDDLE



WIRELESS USB  
CHARGING STATION



ALL-IN-ONE  
UTILITY STATION



TANKLESS  
WATER HEATER

Because of our commitment to continuous product improvement, Grand Design Recreational Vehicles reserves the right to change components, standards, options, specifications, and materials without notice and at any time. Photos may show optional equipment which may not be included in the standard purchase price of the featured unit. Be sure to review current product details with your local dealer before purchasing.

## MORE TIME. MORE PLACES. SOLAR POWER NOW COMES STANDARD

With the factory-installed 200W Roof Mounted Solar Panel, 30 Amp Charge Controller and Large Double-Door 12V Refrigerator standard on all Imagine AIM travel trailers, no camping spot is off-limits. Just add a battery or three and go. Camp where you want, when you want\*.

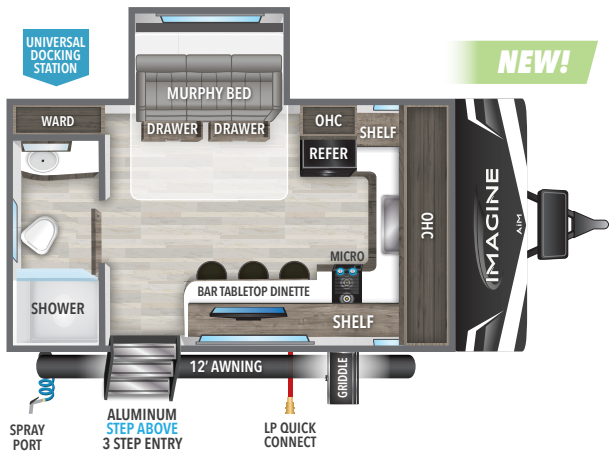
\* We may have gotten a little excited, please camp safely. Follow all laws and abide by no trespassing signs, you know what we mean.

### WHAT'S INCLUDED:

200W SOLAR PANEL

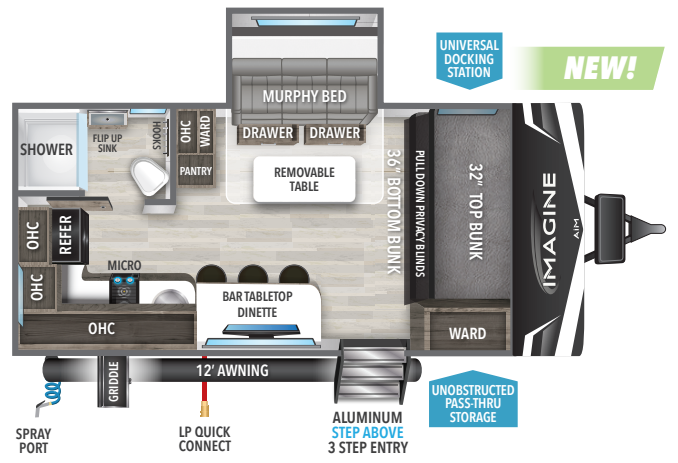
30AMP CHARGE CONTROLLER

12V REFRIGERATOR



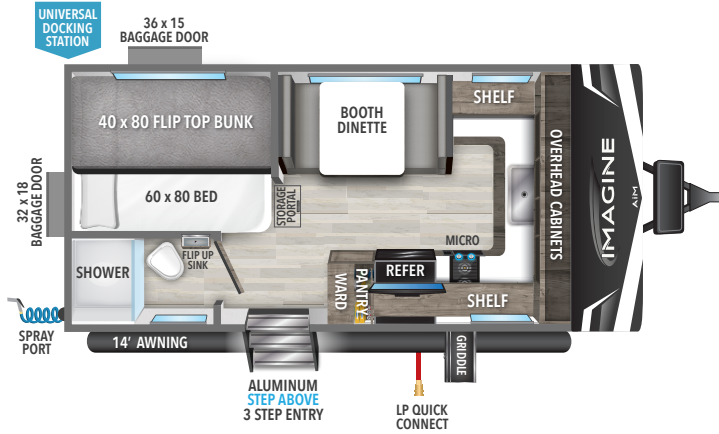
**14MS**    UVW'<sup>1</sup> **TBD**    HITCH'<sup>1</sup> **TBD**    LENGTH'<sup>1</sup> **17' 11"**    HEIGHT **10' 11"**    CAPACITY **37 45 37**

**NEW!**

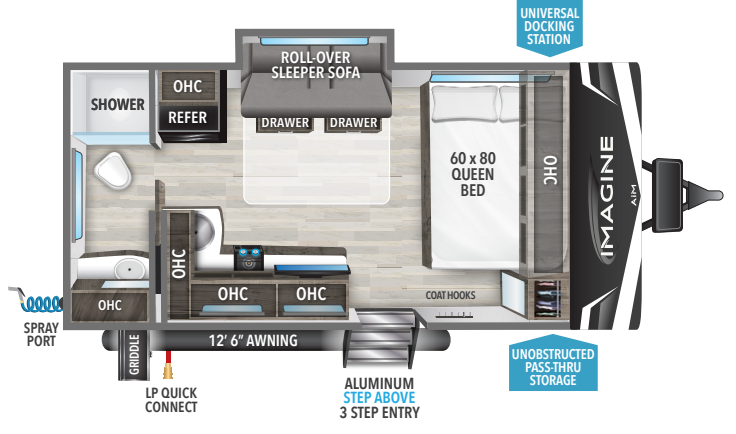


**16BL**    UVW'<sup>1</sup> **3,976**    HITCH'<sup>1</sup> **406**    LENGTH'<sup>1</sup> **19' 11"**    HEIGHT **10' 11"**    CAPACITY **37 45 37**

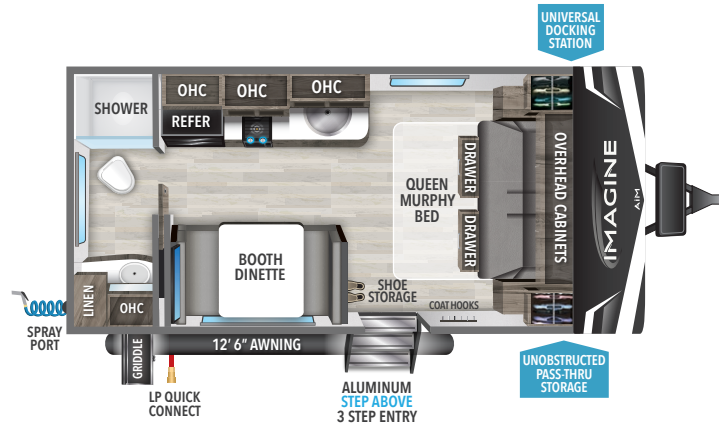
**NEW!**



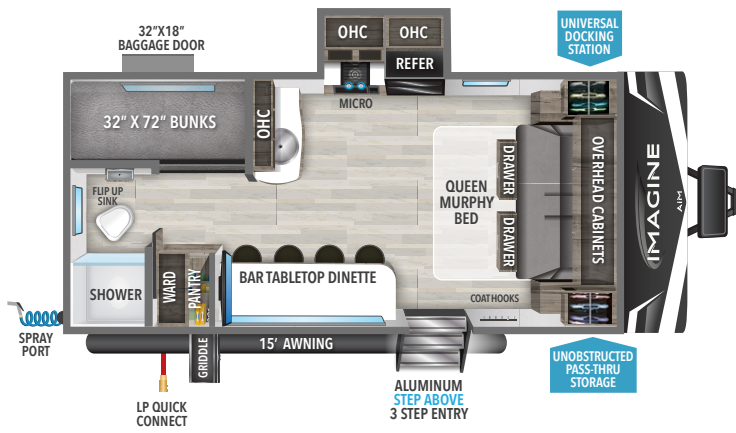
**15BH**    UVW'<sup>1</sup> **3,560**    HITCH'<sup>1</sup> **425**    LENGTH'<sup>1</sup> **19' 11"**    HEIGHT **10' 11"**    CAPACITY **42 74 37**




**16ML**    UVW'<sup>1</sup> **3,768**    HITCH'<sup>1</sup> **412**    LENGTH'<sup>1</sup> **20'**    HEIGHT **10' 11"**    CAPACITY **43 45 37**



**15RB**    UVW'<sup>1</sup> **3,594**    HITCH'<sup>1</sup> **378**    LENGTH'<sup>1</sup> **19' 11"**    HEIGHT **10' 11"**    CAPACITY **37 45 37**



**18BH**    UVW'<sup>1</sup> **4,064**    HITCH'<sup>1</sup> **411**    LENGTH'<sup>1</sup> **21' 11"**    HEIGHT **10' 11"**    CAPACITY **43 45 37**



**FOR MORE INFORMATION**  
SCAN THE QR CODE USING YOUR  
MOBILE PHONE CAMERA APP



<sup>1</sup> Based on average weight of the standard build. <sup>1</sup> Hitch to rear



**18BH**

# IMAGINE<sup>XLS</sup>



## TOP FEATURES



NEW!

ANTI-LOCK BRAKES



ALL-IN-ONE  
UTILITY STATION



GOODYEAR  
ENDURANCE TIRES



NEW!

2" RECEIVER  
HITCH UPGRADE



MAXIMIZED  
PASS-THRU STORAGE  
W/ DROP FRAME CHASSIS



WARDROBE CUBBIES  
w/110V OUTLET AND  
USB CHARGING STATION



DUCTED AIR  
CONDITIONER



NEW!

WIRELESS USB  
CHARGING STATION



TANKLESS  
WATER HEATER



POWER  
TONGUE JACK

Because of our commitment to continuous product improvement, Grand Design Recreational Vehicles reserves the right to change components, standards, options, specifications, and materials without notice and at any time. Photos may show optional equipment which may not be included in the standard purchase price of the featured unit. Be sure to review current product details with your local dealer before purchasing.

## MORE TIME. MORE PLACES. SOLAR POWER NOW COMES STANDARD

With the factory-installed 165W Roof Mounted Solar Panel, 40 Amp Charge Controller and Large Double-Door 12V Refrigerator standard on all Imagine XLS travel trailers, no camping spot is off-limits. Just add a battery or three and go. Camp where you want, when you want.\*

\* We may have gotten a little excited, please camp safely. Follow all laws and abide by no trespassing signs, you know what we mean.

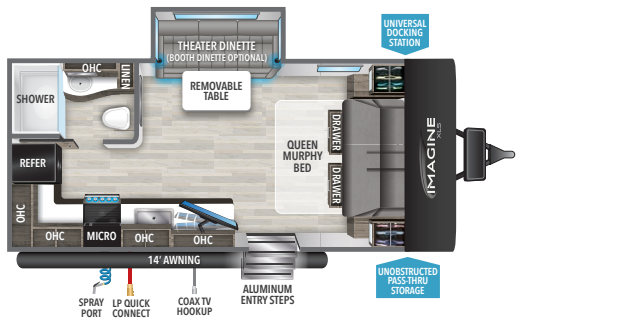
### WHAT'S INCLUDED:

165W SOLAR PANEL

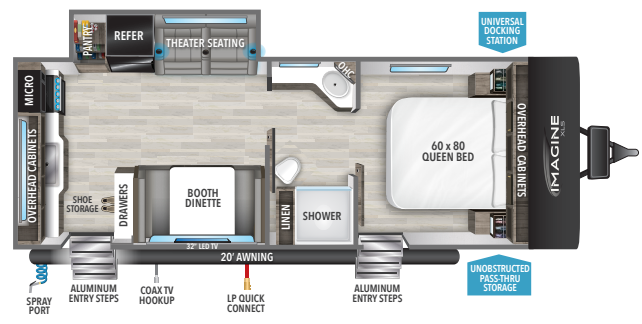
40AMP CHARGE CONTROLLER

12V REFRIGERATOR

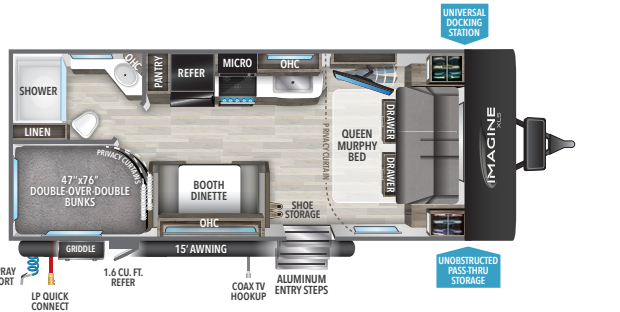




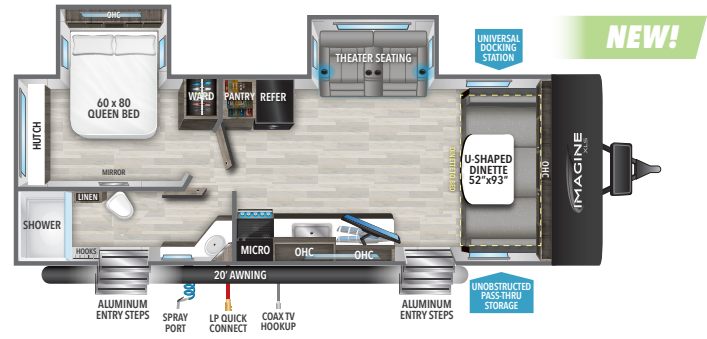
**17MKE**    UVW<sup>1</sup> **4,674**    HITCH<sup>1</sup> **480**    LENGTH<sup>1</sup> **21' 11"**    HEIGHT **10' 10"**    CAPACITY **43 45 37**



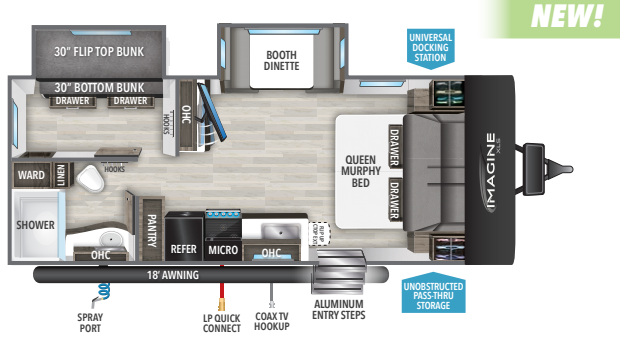
**23LDE**    UVW<sup>1</sup> **5,567**    HITCH<sup>1</sup> **524**    LENGTH<sup>1</sup> **28' 5"**    HEIGHT **10' 10"**    CAPACITY **43 82 37**



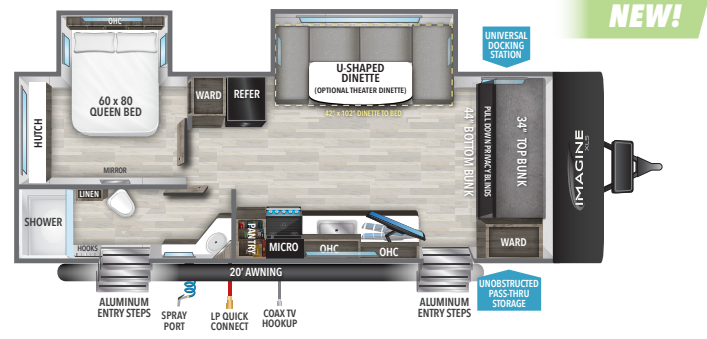
**21BHE**    UVW<sup>1</sup> **4,698**    HITCH<sup>1</sup> **456**    LENGTH<sup>1</sup> **24' 11"**    HEIGHT **10' 10"**    CAPACITY **43 45 37**



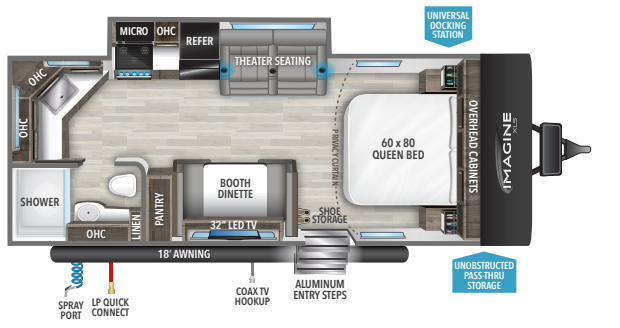
**24BSE**    UVW<sup>1</sup> **5,923**    HITCH<sup>1</sup> **598**    LENGTH<sup>1</sup> **28' 8"**    HEIGHT **10' 10"**    CAPACITY **37 82 37**



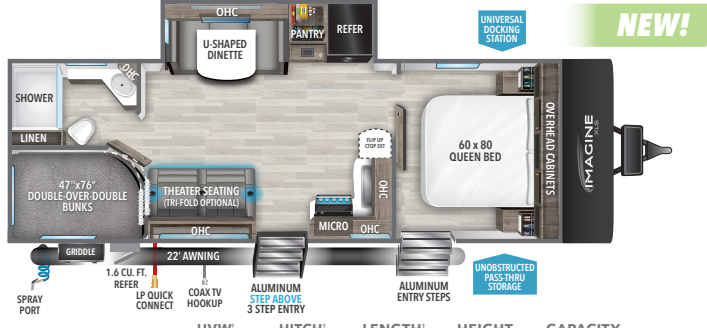
**22BHE**    UVW<sup>1</sup> **5,589**    HITCH<sup>1</sup> **543**    LENGTH<sup>1</sup> **25' 4"**    HEIGHT **10' 10"**    CAPACITY **43 45 37**



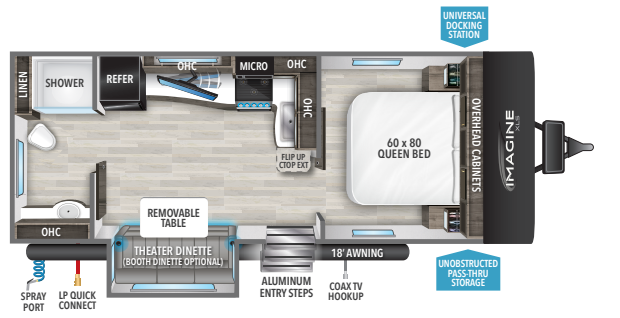
**24SDE**    UVW<sup>1</sup> **5,889**    HITCH<sup>1</sup> **602**    LENGTH<sup>1</sup> **28' 11"**    HEIGHT **10' 10"**    CAPACITY **37 82 37**



**22MLE**    UVW<sup>1</sup> **5,176**    HITCH<sup>1</sup> **490**    LENGTH<sup>1</sup> **26' 1"**    HEIGHT **10' 10"**    CAPACITY **43 45 37**



**25DBE**    UVW<sup>1</sup> **TBD**    HITCH<sup>1</sup> **TBD**    LENGTH<sup>1</sup> **29' 9"**    HEIGHT **10' 10"**    CAPACITY **37 82 37**



**22RBE**    UVW<sup>1</sup> **5,125**    HITCH<sup>1</sup> **497**    LENGTH<sup>1</sup> **25' 11"**    HEIGHT **10' 10"**    CAPACITY **43 82 37**



**FOR MORE INFORMATION**  
**SCAN THE QR CODE USING YOUR**  
**MOBILE PHONE CAMERA APP**



<sup>1</sup> Based on average weight of the standard build. <sup>1</sup> Hitch to rear

IMAGINE



TOP FEATURES



NEW!

ANTI-LOCK BRAKES



GOODYEAR ENDURANCE TIRES



NEW!

2" RECEIVER HITCH UPGRADE



MAXIMIZED PASS-THRU STORAGE W/ DROP FRAME CHASSIS



MAXIMUM HEADROOM



WARDROBE CUBBIES w/110 OUTLET and USB CHARGING STATION



ALL-IN-ONE UTILITY STATION



TANKLESS WATER HEATER



NEW!

WIRELESS USB CHARGING STATION



15K MAIN AC W/ RACETRACK DUCTING

Because of our commitment to continuous product improvement, Grand Design Recreational Vehicles reserves the right to change components, standards, options, specifications, and materials without notice and at any time. Photos may show optional equipment which may not be included in the standard purchase price of the featured unit. Be sure to review current product details with your local dealer before purchasing.

MORE TIME. MORE PLACES. SOLAR POWER NOW COMES STANDARD

With the factory-installed 165W Roof Mounted Solar Panel, 40 Amp Charge Controller and 10 cu. ft Double-Door 12V Refrigerator standard on all Imagine travel trailers, no camping spot is off-limits. Just add a battery or three and go. Camp where you want, when you want\*.

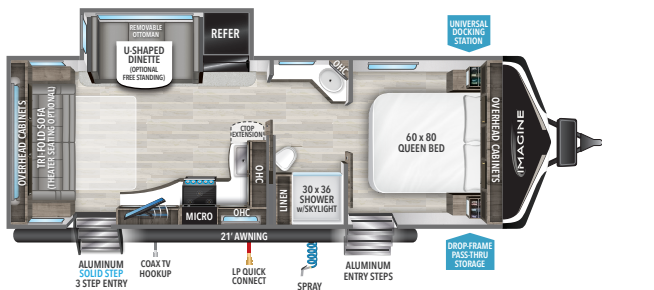
\* We may have gotten a little excited, please camp safely. Follow all laws and abide by no trespassing signs, you know what we mean.

WHAT'S INCLUDED:

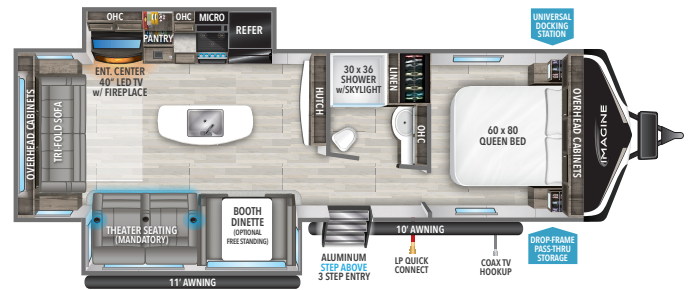
165W SOLAR PANEL

40AMP CHARGE CONTROLLER

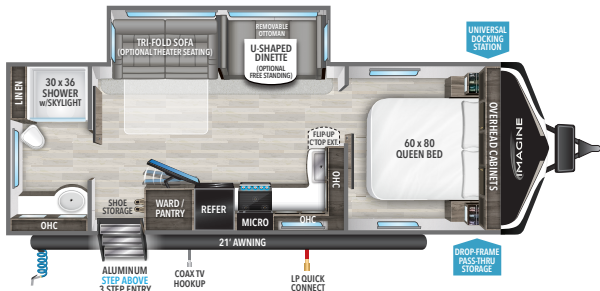
12V REFRIGERATOR



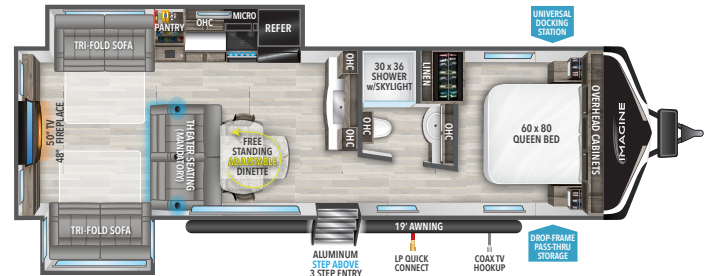
**2500RL**    UVW<sup>1</sup> **5,857**    HITCH<sup>1</sup> **581**    LENGTH<sup>2</sup> **29' 10"**    HEIGHT **11' 2"**    CAPACITY **52 90 45**



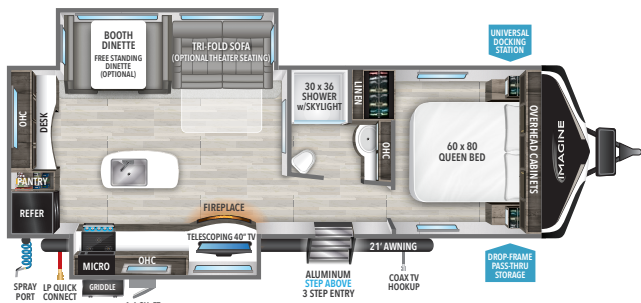
**2970RL**    UVW<sup>1</sup> **7,397**    HITCH<sup>1</sup> **751**    LENGTH<sup>2</sup> **34' 2"**    HEIGHT **11' 3"**    CAPACITY **52 90 45**



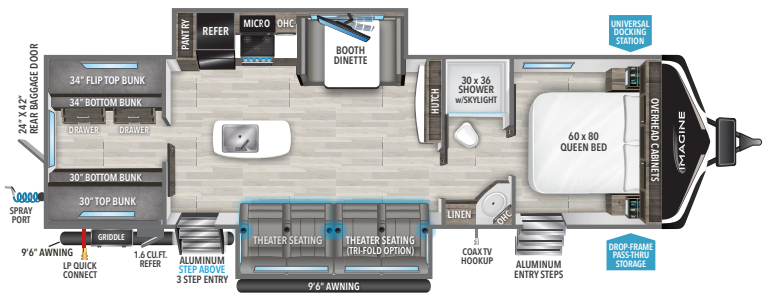
**2600RB**    UVW<sup>1</sup> **5,795**    HITCH<sup>1</sup> **594**    LENGTH<sup>2</sup> **29' 8"**    HEIGHT **11' 2'**    CAPACITY **52 82 45**



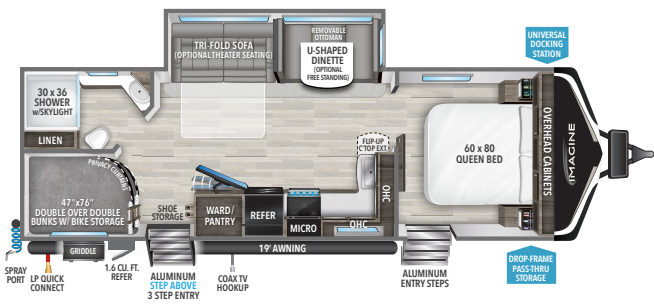
**3100RD**    UVW<sup>1</sup> **7,778**    HITCH<sup>1</sup> **791**    LENGTH<sup>2</sup> **35' 11"**    HEIGHT **11' 3"**    CAPACITY **52 90 45**



**2670MK**    UVW<sup>1</sup> **6,845**    HITCH<sup>1</sup> **690**    LENGTH<sup>2</sup> **32' 3"**    HEIGHT **11' 2"**    CAPACITY **52 82 45**



**3210BH**    UVW<sup>1</sup> **8,394**    HITCH<sup>1</sup> **889**    LENGTH<sup>2</sup> **36' 11"**    HEIGHT **11' 5"**    CAPACITY **52 90 45**



**2800BH**    UVW<sup>1</sup> **6,386**    HITCH<sup>1</sup> **604**    LENGTH<sup>2</sup> **32' 0"**    HEIGHT **11' 2"**    CAPACITY **52 82 45**

<sup>1</sup> Based on average weight of the standard build. <sup>2</sup> Hitch to rear

**FOR MORE INFORMATION**  
**SCAN THE QR CODE USING YOUR**  
**MOBILE PHONE CAMERA APP**



**2670MK**

# WE STRIVE FOR NOTHING LESS THAN CUSTOMERS FOR LIFE!



Thank you for taking the time to tour our coach.

We would like to share what sets Grand Design RV apart from all other RV manufacturers and why this difference is important to you.

My close friends and I were part of an ownership team at a travel trailer, fifth wheel company that grew to become one of the largest RV manufacturers in the world. While proud of this accomplishment, it became difficult to stay in touch with customers, employees, and ultimately the quality of the final product. It became obvious, there was a better way.

In 2012 we started with a mission to build a better RV company. A company with a culture that desires a long-term, personal connection with customers, employees and dealers – that company became Grand Design RV. Our business model of doing the right thing has led us to many years of unparalleled growth.

At Grand Design we are customer centered and everything we do daily revolves around you. Our goal is simple – continue to lead the industry with quality, innovative products while striving to improve our customers' RV experience before, during and after their purchase. We strive for nothing less than customers for life and I would be honored to personally welcome you to the Grand Design family.

Warmest Regards,

President / CEO / Co-Founder

## QUALITY IS NOT AN OPTION, IT'S A HABIT!

Since day one dealers have reported their satisfaction levels confidentially regarding reliability and quality, parts, warranty and sales and rated us among the highest-rated RV manufacturers for EVERY one of our product lines, EVERY year.



### LONG TERM VALUE

Everything we do at our company is designed to build long-term value in what we offer our customers, "More features and superior value for your dollar."

### CUSTOMER CENTERED

Our focus, from the very first day we opened our doors, revolves around our customers. Your satisfaction is our future. GDRV4Life!

### STAYING CONNECTED

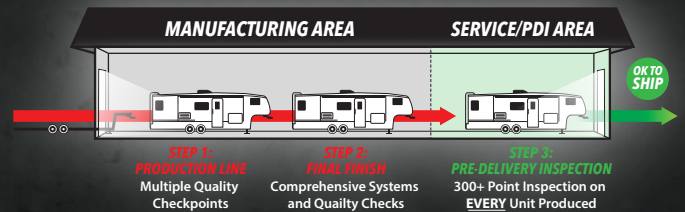
Magic happens when the CEO and Senior Management actively work with the production facilities to help build the team and develop products.

### EXPERIENCED WORKFORCE

Our local workforce has been hand-picked and has an excellent reputation for second-to-none industry craftsmanship.

### RAISING THE QUALITY BAR

We put every Grand Design RV through a series of quality inspection gates during the manufacturing process. Once completed, the unit undergoes a comprehensive "final finish" inspection. At this point, most manufacturers ship their coaches to the dealer for retail sale. We aren't most manufacturers. Every one of our coaches is moved to a PDI (Pre-Delivery Inspection) area where they are put through a rigorous 300+ point inspection checklist. It is only after this PDI that we certify a unit ready to ship to our dealers.



### SUPERIOR SERVICE

Anything built by humans that travels down the open road is subject to issues. It's how those issues are addressed that makes Grand Design so special to our owners. Visit the independent owners page on Facebook (Grand Design RV Owners) and see for yourself. We take care of our customers after the sale. An informed customer will be a Grand Design customer!

### CLASS LEADING WARRANTY

We back every one of our coaches with a 3-year limited structural warranty.

REV 08.18.23

